

AGES 4 & UP  
Includes 3 LR44/G13A  
Button cell batteries.

## INSTRUCTION

### 1. Before you begin...

When you remove your Zudes character from the package, it will be in the demonstration mode.

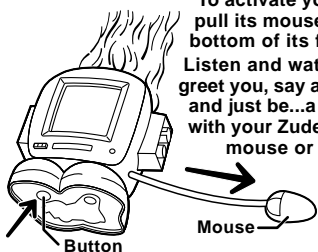
Pull the mouse to deactivate the demonstration mode and get it ready for normal play.

### 2. How to play with Zudes character:

To activate your Zudes character, pull its mouse or press button on bottom of its feet.

Listen and watch the screen. It'll greet you, say and do wacky things, and just be...a Zude friend! To play with your Zudes character, pull the mouse or press the foot.

If you press the foot faster and faster it'll quicken its pace.



### 3. To play an activity:

Pull the mouse. An activity will appear on screen.

If you'd rather play a different activity that the first one that appears on screen, you can scroll through the activities by continuing to pull the mouse until you reach the one you'd like to play. To play that activity, push the foot button and have fun! Use the foot button to control the action.

Zudes characters automatically shut off if left idle.

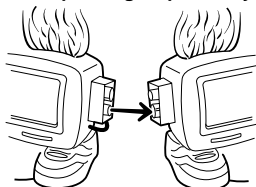
### 4. Connect Zudes characters for more fun and surprises!

Connect any two Zudes characters by snapping their sides together.

Pull mouse on either one. One will play the activity while the other will "watch." When you pull them apart, a secret activity will appear on their screens. Press the fit button to play along. To play the game again, press the foot button again.

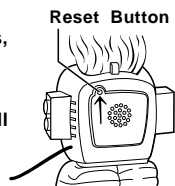
When finished playing this game, it will disappear and return only when you re-connect the characters and repeat the steps above.

Connect more than two Zudes characters, and they will all participate in a special group activity - watch their screens! Zudes characters do crazy things!



### 5. Freeze Freezes:

If your Zudes character freezes, or seems to be nonfunctional, press the reset button on the back of the monitor and pull mouse for normal play. You will also need to press the reset button after the batteries are replaced.



### 6. Collect all the Zudes characters - connect them and see what happens!

#### Sweet Stuff"

*Sweet Stuff* is the girl next door...she's cute, perky, sweet and fun to be around. She loves shopping, her pet cat and chewing bubble gum until it pops in mid-air. Oops - sorry. Didn't mean for it to get caught in your hair. Listen for her hysterical laugh and you'll start giggling too.

#### Slick Chick"

Move over! Step aside please! *Slick Chick* is on the fast track and nothing is going to get in her way. She can slide down a slope, land a soccer ball and bounce on a pogo stick with the best of them. But athletics aren't her only specialty...she's psychic, too. In fact, she knows what you're thinking at this very minute...

#### Wild Guy"

Yo! Let's go! This is one cool *Zudes* buddy, movin' and groovin' to his own beat. No feat is too dangerous for this jock. One minute *Wild Guy* is playing hockey, the next he's jumping out of a plane, then it's off to a monster truck rally. Wheew! Maybe it's his favorite hip hop music that keeps him going - that stuff's enough to make anyone jumpy!

#### Radik"

*Radik* is a real daredevil! He has places to go and some unusual ways to get there - like by way of parachute, jet ski or being shot from a cannon. And sometimes he even makes it to his destination! Look out for the alligators under those rocks you're jumping on! Or better yet - warn the alligators that *Radik* is coming!

#### Gasman"

He's gross...he's disgusting...he stinks! Better hold your nose when he's around. *Gasman* passes gas the way everyone else blinks an eye. PEEYEW! If you have to be in the same room with him, be sure to be standing near an open window, no matter what the temperature is outside!

#### Booger Boy"

Ooooooh - gross! Everything about *Booger Boy* is gross, the way he eats, the way he laughs, even the way he dances. Don't touch anything that he's had his hands on - you know where they've been and it's not a nice place!

### 7. BATTERY CAUTION:

To insert the batteries, have an adult open the battery compartment cover at the bottom of the game. (Remove the screw holding the battery door onto the bottom of the game unit and remove the door.) Insert 3 LR44/G13A Button cell batteries. (Batteries included) or equivalent as shown.

TO ENSURE PROPER FUNCTION :

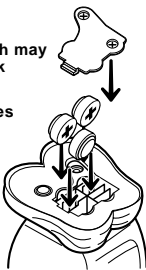
- DO NOT MIX OLD AND NEW BATTERIES.
- DO NOT MIX ALKALINE, STANDARD OR RECHARGEABLE BATTERIES.
- BATTERY INSTALLATION SHOULD BE DONE BY AN ADULT.
- NON-RECHARGEABLE BATTERIES ARE NOT TO BE RECHARGED.
- RECHARGEABLE BATTERIES ARE TO BE REMOVED FROM THE TOY BEFORE BEING CHARGED (IF REMOVABLE).
- RECHARGEABLE BATTERIES ARE ONLY TO BE CHARGED UNDER ADULT SUPERVISION (IF REMOVABLE).
- ONLY BATTERIES OF THE SAME OR EQUIVALENT TYPE AS RECOMMENDED ARE TO BE USED.
- BATTERIES ARE TO BE INSERTED WITH THE CORRECT POLARITY.
- EXHAUSTED BATTERIES ARE TO BE REMOVED FROM THE TOY.
- THE SUPPLY TERMINALS ARE NOT TO BE SHORT-CIRCUITED.
- DO NOT DISPOSE OF THIS PRODUCT IN FIRE, BATTERIES INSIDE THIS PRODUCT MAY EXPLODE OR LEAK.

#### RESET BUTTON:

After battery insertion, the RESET switch may be pushed only if the game doesn't work properly. (Use a ball-point pen.)

\* As with all small batteries, the batteries included with this toy should be kept away from small children who still put things in their mouths. If they are swallowed, promptly see a doctor and have the doctor phone (202) 625-333 collect.

\*\* Make sure the batteries are inserted correctly and follow the toy and manufacturer's instructions.



Replace battery at the first sign of erratic operation. If a part of your ZUDES is damaged or something has been left out, DO NOT RETURN THE GAME TO THE STORE. The store doesn't have replacement parts. Instead, write to us at:

Tiger Repair Department  
1000 N. Butterfield Road, Unit 1023  
Vernon Hills, IL 60061, USA.

Please include a note with your return explaining the problem along with a sales slip, date, place of purchase and price paid. We will do our best to expedite your return promptly.

## 10. 90-DAY LIMITED WARRANTY

Tiger Electronics (Tiger) warrants to the original consumer purchaser of this product that the product will be free from defects in materials or workmanship for 90 days from the date of original purchase. This warranty does not cover damages resulting from accident, negligence, improper service or use or other causes not arising out of defects in materials or workmanship.

During this 90-day warranty period, the product will either be repaired or replaced (at Tiger's option) without charge to the purchaser, when returned with proof of the date of purchase to either the dealer or to Tiger.

Product returned to Tiger without proof of the date of purchase or after the 90-day warranty period has expired, but prior to one year from the original date of purchase, will be repaired or replaced (at Tiger's option) for a service fee of U.S.\$ 6.50. Payments must be by check or money order payable to Tiger Electronics.

**The foregoing states the purchaser's sole and exclusive remedy for any breach of warranty with respect to the product.**

All product returned must be shipped prepaid and insured for loss or damage to:

Tiger Repair Department  
1000 N. Butterfield Road, Unit 1023  
Vernon Hills, IL 60061, USA.

The product should be carefully packed in the original box or other packing materials sufficient to avoid damage during shipment. Include a complete written description of the defect, a check if product is beyond the 90-day warranty period, and your printed name, address and telephone number.

**THIS WARRANTY IS IN LIEU OF ALL OTHER WARRANTIES AND NO OTHER REPRESENTATIONS OR CLAIMS OF ANY NATURE SHALL BE BINDING ON OR OBLIGATE TIGER IN ANY WAY. ANY IMPLIED WARRANTIES APPLICABLE TO THIS PRODUCT, INCLUDING WARRANTIES OF MERCHANTABILITY AND FITNESS FOR A PARTICULAR PURPOSE, ARE LIMITED TO THE NINETY (90) DAY PERIOD DESCRIBED ABOVE. IN NO EVENT WILL TIGER BE LIABLE FOR ANY SPECIAL, INCIDENTAL, OR CONSEQUENTIAL DAMAGES RESULTING FROM POSSESSION, USE, OR MALFUNCTION OF THIS TIGER PRODUCT.**

Some states do not allow limitations as to how long an implied warranty lasts and/or exclusions or limitations of incidental or consequential damages, so the above limitations and/or exclusions of liability may not apply to you. This warranty gives you specific rights, and you may also have other rights which vary from state to state.

**For more information about Tiger Electronics, our products and special promotions, please visit our web site at:**

[www.tigertoys.com](http://www.tigertoys.com)

## 8. FCC STATEMENT

This device complies with Part 15 of the FCC Rules. Operation is subject to the following two conditions :

- (1) this device may not cause harmful interference, and
- (2) this device must accept any interference received, including interference that may cause undesired operation.

Warning: Changes or modifications to this unit not expressly approved by the party responsible for compliance could void the user's authority to operate the equipment.

NOTE: This equipment has been tested and found to comply with the limits for a Class B digital device, pursuant to Part 15 of the FCC Rules. These limits are designed to provide reasonable protection against harmful interference in a residential installation. This equipment generates, uses, and can radiate radio frequency energy and, if not installed and used in accordance with the instructions, may cause harmful interference to radio communications. However, there is no guarantee that interference will not occur in a particular installation. If this equipment does cause harmful interference to radio or television reception, which can be determined by turning the equipment off and on, the user is encouraged to try to correct the interference by one or more of the following measures:

- Reorient or relocate the receiving antenna.
- Increase the separation between the equipment and receiver.
- Connect the equipment into an outlet on a circuit different from that to which the receiver is connected.
- Consult the dealer or an experienced radio TV technician for help.

## 9. Caution/Defect or Damage



High temperature will destroy the unit. Do not leave unit in direct sunlight.



Do not use a pencil or pin to press the RESET switch. Use a ball-point pen.



Do not press the liquid crystal display and avoid heavy shock or the display may fail.



Clean only with a piece of soft dry cloth.

**TIGER**  
ELECTRONICS

A division of Hasbro, Inc.

® , TM , & © 2001 Tiger Electronics  
All rights reserved.  
980 Woodlands Parkway,  
Vernon Hills, IL 60061, USA  
[www.tigertoys.com](http://www.tigertoys.com)

® , TM & © 2001 Tiger Electronics, a division of Hasbro, Inc.  
All Rights Reserved.  
Belvedere House, Victoria Avenue,  
Harrogate, North Yorkshire HG1 1EL, United Kingdom  
[www.tigertoys.co.uk](http://www.tigertoys.co.uk)

© 2000 Hasbro, Inc., Pawtucket, RI 02862, USA.  
All Rights Reserved.



**MADE AND PRINTED  
IN CHINA**